

Activity Book

Fun Ways to Learn About Your Eyes



**Prevent
Blindness**
Our Vision Is Vision.

vsp vision™

Welcome to the
Star Pupils Activity Book—
the fun way to learn about keeping
your eyes healthy!



Inside you'll find a story that you can color and lots of activities. They're fun and have important information for you to discover and share!



Meet Michael

*He's learning all about the things
he can do to have fun and
protect his eyes. He wants to
share what he's learning with you!
Watch for him throughout
your Activity Book.*



Meet Megan

*She's Michael's big sister
and is sharing tips with him
throughout the book.*



This book belongs to:

Today's Date:







“Wake up,” Mom said to Michael and Megan.
“Today, you go to the eye doctor!”



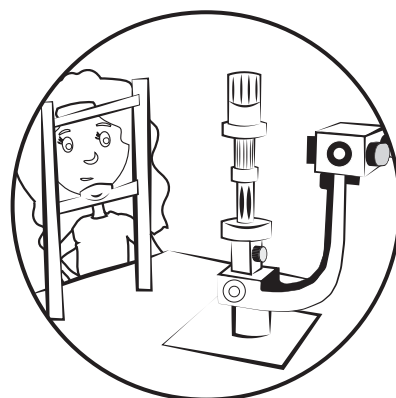
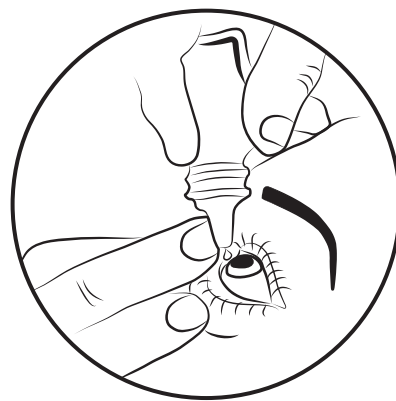

“Don’t get your toothbrush in my eye,”
Michael told Megan. “Eyes are very delicate.”



“My eyes are hazel,” said Megan. “My eyes are blue,”
said Michael. “Eyes can be blue, green, hazel,
brown, and many other colors.”




“I wear glasses all the time to help me see,” Michael said.
“I know,” nodded Megan. “Glasses are really cool looking!”



Megan and Michael visited their eye care professional.
They will always take good care of their eyes.

See the Difference?

Can you find the differences between these two pictures?



List the 5 differences below:

- 1.) _____
- 2.) _____
- 3.) _____
- 4.) _____
- 5.) _____

Word Match

Can you identify the objects below?
Draw a line from the vocabulary words to the correct image.



Eyeglasses

Sunglasses

Eye Care Professional


Eye Chart

Eye

A-MAZE-ing!



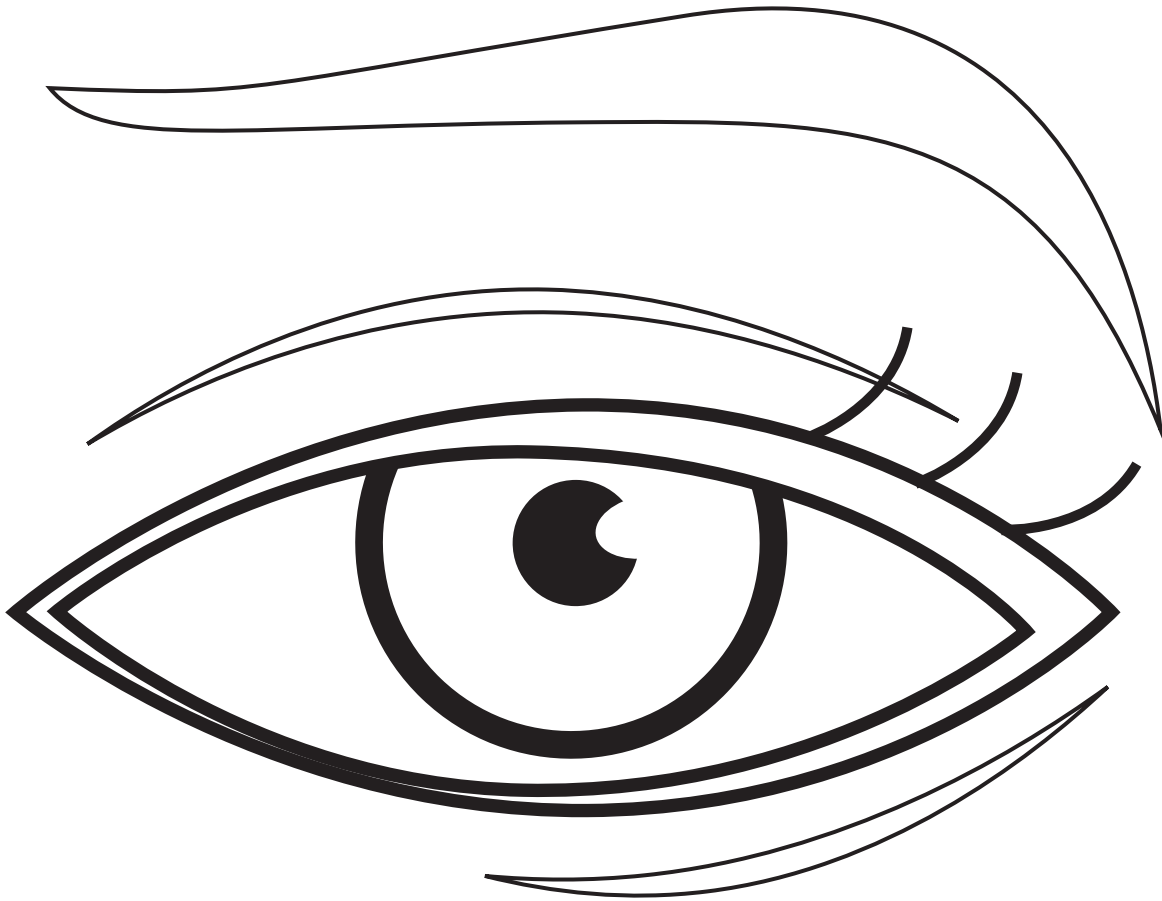
Help Michael and Megan find their way to better vision!
Draw a line from each of them to the eye chart.



Parts of the Eye

Can you identify parts of the eye?

Draw a line from the vocabulary words to the correct part on the eye.
Then color the eye the same color as your own!



Eyeball

Eyebrow

Eyelashes

Eyelid

Some of these things don't belong!

Can you find the items in this picture that don't belong?
Using the list below, circle those items.



Pair of Eye Glasses


Teddy Bear

Ball

Rubber Duck

Fork


EYE SAFETY TIPS



Never point sharp objects or toys that shoot things at anyone's face.




Be careful when you play sports like baseball.



If you have eyeglasses, remember to wear them.



Stay away from fireworks.



Don't throw or run with sharp objects, like a knife, pencil or scissors.




Wear a hat and sunglasses outside on sunny days.



Answer Key

See the Difference?

Can you find the differences between these two pictures?



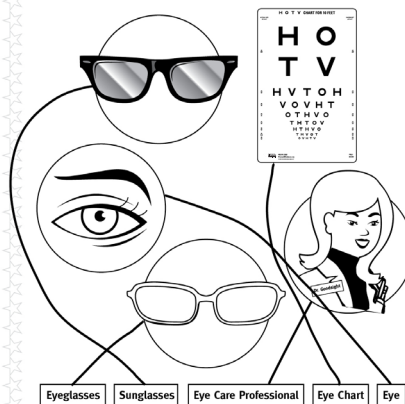
List the 5 differences below:

- 1.) Left: window has a bird
- 2.) Left: curtains have no pattern
- 3.) Left: fork is missing
- 4.) Right: glasses on Michael are different
- 5.) Right: pocket on Megan's overalls is missing

8

Word Match

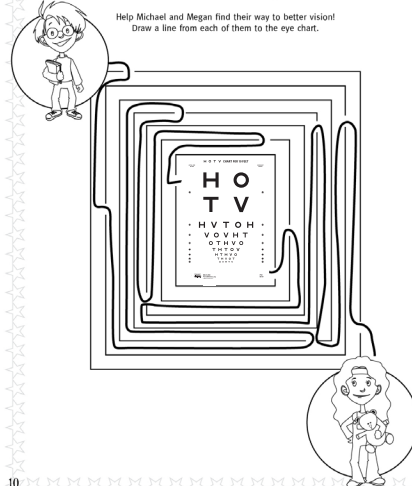
Can you identify the objects below?
Draw a line from the vocabulary words to the correct image.



9

A-MAZE-ing!

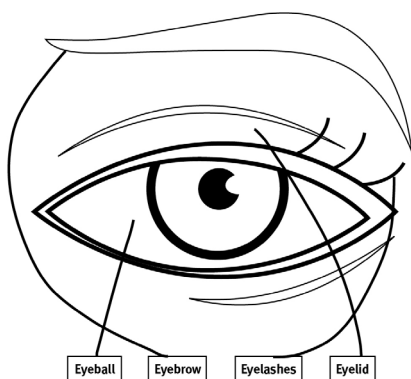
Help Michael and Megan find their way to better vision!
Draw a line from each of them to the eye chart.



10

Parts of the Eye


Can you identify parts of the eye?
Draw a line from the vocabulary words to the correct part on the eye.
Then color the eye the same color as your own!



11

Some of these things don't belong!

Can you find the items in this picture that don't belong?
Using the list below, circle those items.



Pair of Eye Glasses Teddy Bear Ball Rubber Duck Fork

12



starpupilsTM

healthy eyes for healthy futures



**Prevent
Blindness**


Our Vision Is Vision.

vsp **VISIONTM**



starpupils™

healthy eyes for healthy futures



I'm a Star Pupil!

This is to certify that

(insert name)

knows how to take
care of eyes and
keep them safe.



**Prevent
Blindness**
Our Vision Is Vision.

vsp vision™