



Protect Your Sight

Fireworks can be beautiful, but they can also cause serious eye injuries. The safest way to enjoy them is at a professional display, but even these can be dangerous.

Quick Family Safety Check

Before the Celebration

Ask yourself:

- Are we attending an authorized public fireworks display?
- Are we seated a far distance from the display and any ground-level fireworks?
- Are children staying away from all fireworks?
- Are we avoiding sparklers, firecrackers, bottle rockets, and at-home fireworks?
- Do we know what to do if an eye injury happens?


If the Answer Is No

Choose firework alternatives for safe celebrations:



Decorate treats

Use white frosting, blueberries, strawberries, and raspberries.



Make pinwheels or wind socks

Design with an Independence Day theme.




Construct paper rockets

Recycle paper towel rolls and use paint or markers, streamers, and child-safe glue.



Paint flower pots

Use red, white, and blue paints and plant new seeds or festive flowers.



Get crafty!

Purchase beads, costume jewelry, and ropes or strings to make festive bracelets or necklaces.




Have a dance party

Hang decorative string lights and dance to patriotic music. Add glow sticks for more fun!



Hold your own Independence Day family parade

Decorate bikes, scooters, and wagons in red, white, and blue.



Build a light show

After the sun goes down, wrap flashlights in colored cellophane to provide fun shades of light.



Choose safety: do not buy, use, or store fireworks at home.

Keep yourself, your family, and your friends away from all fireworks, including sparklers, firecrackers, and bottle rockets. Fireworks are **not** toys, and injuries can happen to both users and bystanders.

If a Fireworks Eye Injury Happens: Act Fast!

Get Medical Help Immediately

If someone is hit in the eye by fireworks, glass, metal, sparks, or debris, **seek medical attention immediately and go to the emergency room.**



What to Do

- Call 911
- Keep the injured person calm
- Protect the eye from further contact
- Hold or tape a protective shield against the bones around the eye, such as a foam cup or the bottom of a paper carton



What Not to Do

- Do **not** press on the eye itself
- Do **not** rub the eye
- Do **not** rinse out the eye
- Do **not** apply pressure to the eye
- Do **not** apply ointment
- Do **not** stop for pain medication before going to the emergency room

